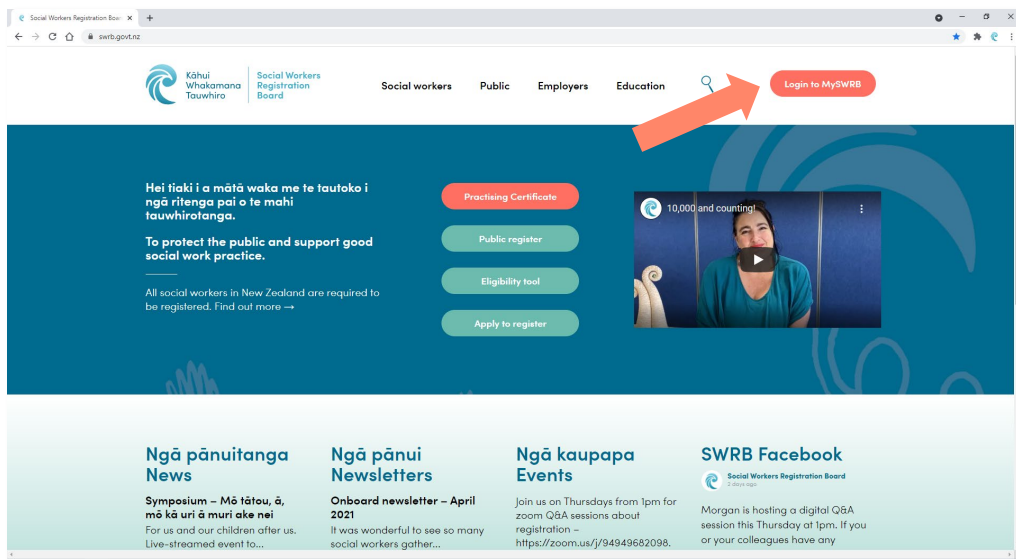


MySWRB guide

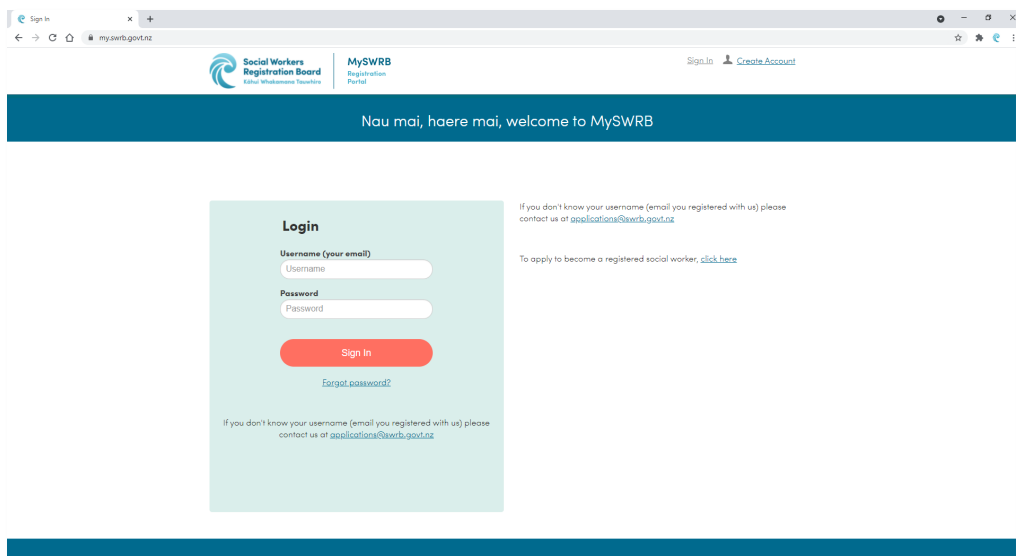
How to log into your My SWRB account for the first time

Step 1 – Go to MySWRB

- Go to the SWRB website – <https://swrb.govt.nz/>
- Click the 'Login to MySWRB' button on the top right-hand corner of the home page.

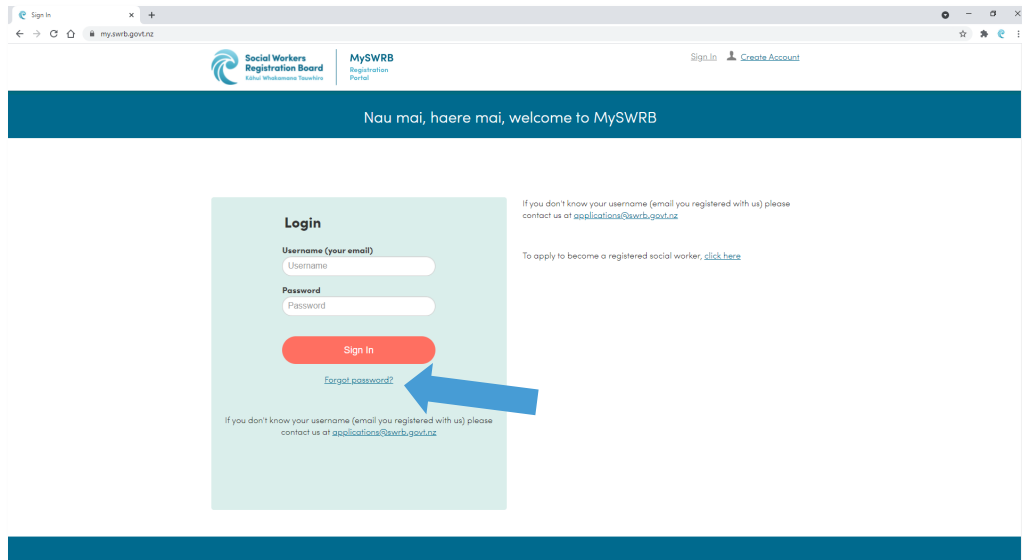


- This brings you to the MySWRB portal – <https://my.swrb.govt.nz/>



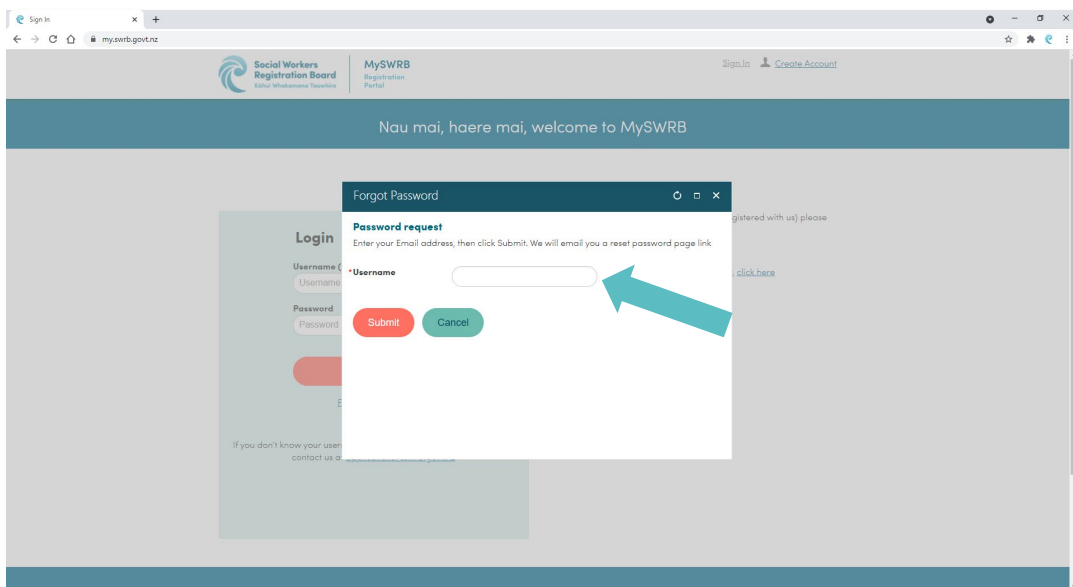
Step 2 – Set up your MySWRB password

- To log into your MySWRB account for the first time, click 'forgot password?' on the login page. (below the 'Sign in' button)



- Enter your username (this is the email address that is linked to your account, which you would have used at the time of registration).

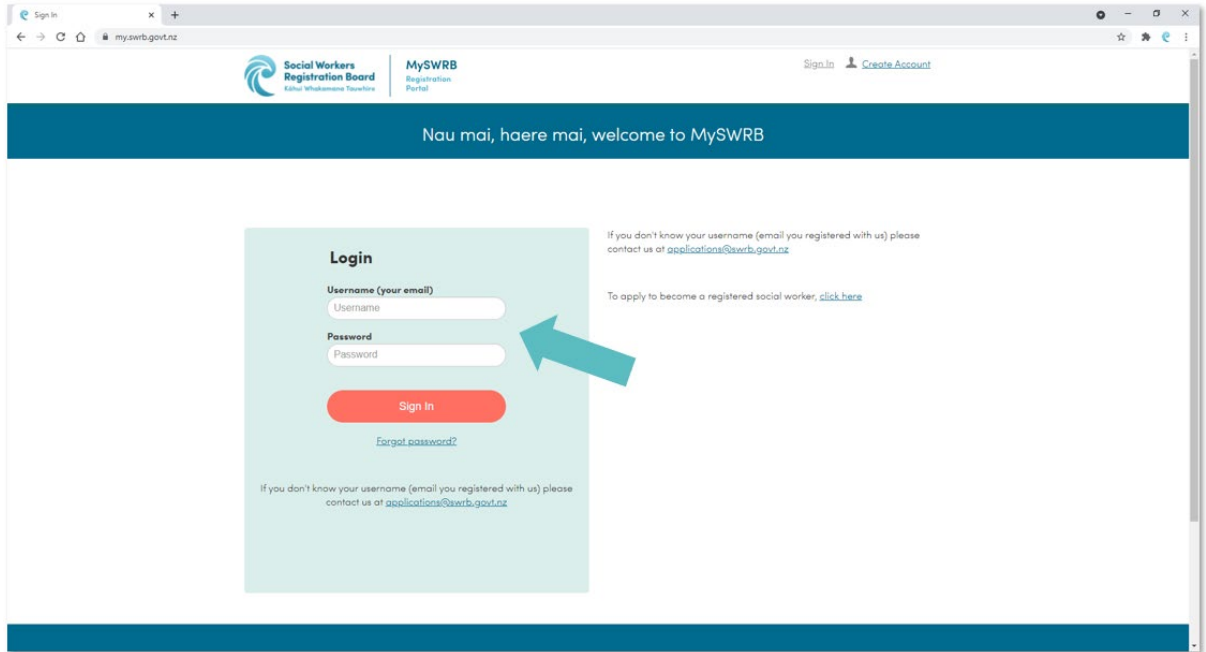
If you no longer have access to the email address that is linked to your account, you can contact our registration team at applications@swrb.govt.nz or 0508 797 269 to have it updated.



- Click 'submit' to be emailed a new password link.
- Follow the link in the email you received to create your own password.
- Your new password must be at least 7 characters and include at least one number.

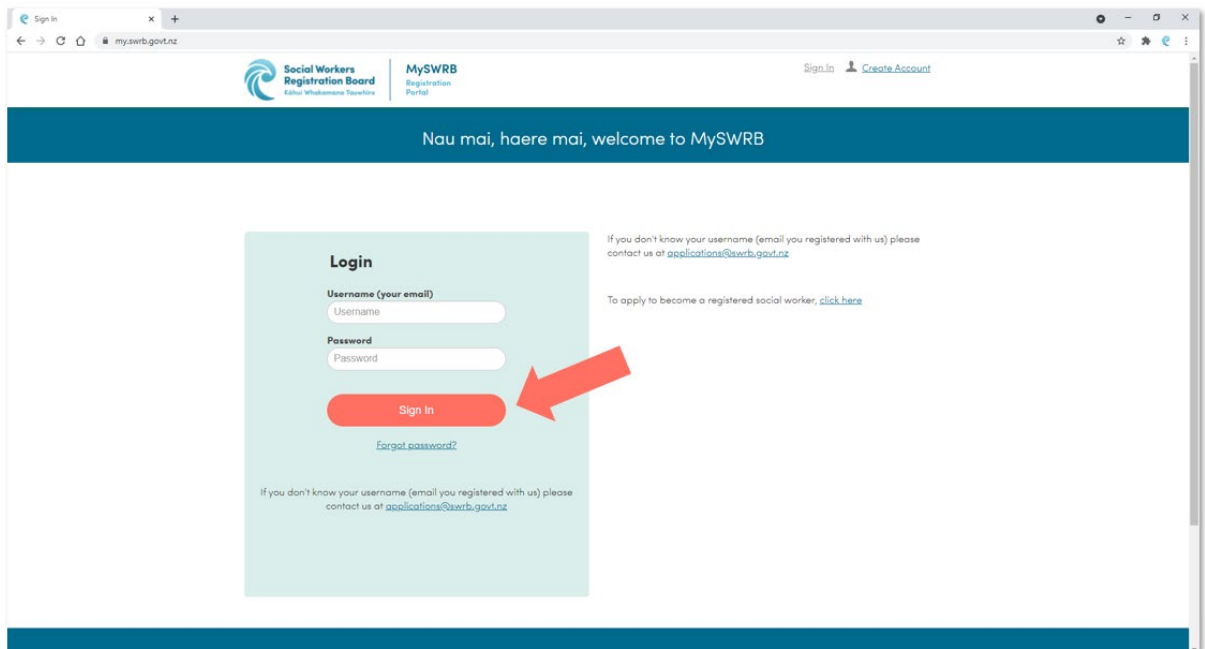
Step 3 – Log in

- Once you have your password, enter your username email and your new password.



The screenshot shows the MySWRB login page. At the top, there is a navigation bar with the Social Workers Registration Board logo and the MySWRB Registration Portal name. Below this is a teal banner with the text "Nau mai, haere mai, welcome to MySWRB". The main content area features a light green login box. Inside the box, there is a "Login" section with two input fields: "Username (your email)" and "Password". A teal arrow points to the "Password" field. Below the input fields is a red "Sign In" button and a link for "Forgot password?". To the right of the login box, there is text that reads: "If you don't know your username (email you registered with us) please contact us at applications@swrb.govt.nz" and "To apply to become a registered social worker, [click here](#)".

- Click 'Sign in' to log in to your MySWRB account.



This screenshot is identical to the one above, showing the MySWRB login page. However, a red arrow points to the red "Sign In" button, indicating the next step in the process.